



#TworzymyNoweWspomnienia
#WeCreateNewMemories
#WirSchaffenNeueErinnerungen

RIMOR - KAMPERY

KATALOG

2021/2022





Motorhomes Catalogue 2021-22



World sweet home

Everywhere is home

Let new discoveries and adventures get your imagination started. With Rimor, the whole world is now your home. We have been building motorhomes and vans for over 40 years, taking inspiration from the place closest to us to make sure you're as comfortable as possible. Functional and welcoming, spacious and comfortable, vehicles that are a true expression of design and all-Italian production.

Rediscover freedom of movement at the seaside and in the mountains, in the city and the countryside. With Rimor motorhomes and vans you'll feel at home, wherever you choose to go.

Your compass

Find the Rimor that suits you best with our handy map

SEAL

Fiat Ducato
Engine

Displacement
2,2 L



from 6450
to 7443 mm



from 4
to 6



from 4
to 6



from 6483
to 7353 mm



from 5
to 7



from 6
to 6+1

EVO

Ford Transit
Engine

Displacement
2,0 L



from 6970
to 7338 mm



from 4
to 5



from 4
to 5



6970 mm



6



from 6
to 7

SUPER BRIG

Fiat Ducato
Engine

Displacement
2,2 L



from 7173
to 7373 mm



4



4



from 7173
to 7373 mm



4



4

legend



low-profil



overcab



number of models



outside length



certified seats



berths



RIMOR

EVO
SOUND

**Adventure means
pushing your
boundaries**

SEAL



Your dreams begin here

The perfect choice for life in the open air

With 16 models to choose from, either low profile or overcab, and lots of customisation options, Seal is the perfect starting point for your new adventures in the open air. Thanks to the choice of lengths between 6.4 metres and 7.4 metres, opting for compactness or loads of extra space is entirely up to you. The same goes for the wide range of bedding options as well. The Seal range welcomes two new low profile models (without drop-down bed) under 7 metres, Seal 12P and 98P, in order to give everyone the living area that suits their needs best. To make sure your trips are always comfortable and closer to your dreams.



French bed

SEAL 3

Transverse bed

SEAL 5

SEAL 8

Bunk beds

SEAL 9

Double bunk beds

SEAL 50

Twin beds

SEAL 695



French bed

SEAL 12 P

SEAL 12 PLUS

Central bed

SEAL 66 PLUS

SEAL 68 PLUS

SEAL 69 PLUS

Twin beds

SEAL 95 PLUS

SEAL 98 P

SEAL 98 PLUS

SEAL 99 PLUS

XL Front drop-down bed

SEAL 67 PLUS

A new idea of travelling just got closer

Seal takes you wherever you want to go so you can enjoy yourself to the full just a step away from where you want to be. Seal is enriched with new design elements to make your moments of relaxation even more special. To each their own: Seal 67 Plus, without fixed bed with XL front drop-down bed and walk-in wardrobe in only 6.5 metres; Seal 9, overcab model with bunk bed and 7 homologated seats; Seal 50, exclusive overcab model with double bunk bed and family-size dinette. These are just a few of the many possibilities available to give you maximum liveability.

- 1 New wall units with decorative 3D-touch effect and push-pull opening system
- 2 New high-design storage compartments under the cabinets
- 3 Kitchen sink with lid
- 4 Isofix attachment points (optional)
- 5 3-burner hob with electric ignition
- 6 Overcab with pneumatic slatted bases
- 7 New door with outdoor LED ceiling light as standard





- 8 Decorative kitchen panel made of easy-to-clean, food-safe material
- 9 Padded panel under overcab
- 10 Entrance panel equipped with storage pockets (and integrated LED)
- 11 Quilted upholstery combined with microfibre (durable, washable and water-repellent)

Other features: Combi Gas heating with CP Plus digital control unit as standard, openable Skyview (optional), panoramic windows with comfortable sliding opening handle (standard on the whole range), toilet with separate shower cubicle and rigid shower door (except on Seal 50), Easyroad dinette in the face-to-face models (each of the two bench seats can be quickly transformed into comfortable travel seats), easy access entrance with internal step, front drop-down bed as standard on all Plus models.





Living area

1 L-shaped dinette

2 double dînette

3 double dînette island

4 face-to-face dinette

5 XL face-to-face dinette

6 front/rear facing dinette



1



2



3



4



5



6



7



Sleeping area

1 central bed

2 twin beds

3 transverse bed

5 XL Front drop-down bed

6 bunk beds

7 double bunk beds

4 french bed



Kitchen

- 1 long kitchen
- 2 compact kitchen

Bathroom

- 3 single unit with shower alongside toilet
- 4 single unit with shower in back
- 5 separate toilet and shower cubicle
- 6 full-width with closet

 certified seats
  berths
  assemblable berths
  garage (access door dimensions)
H (mm) x W (mm)

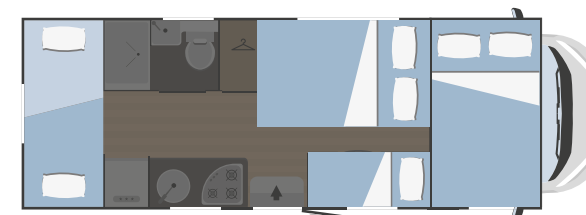
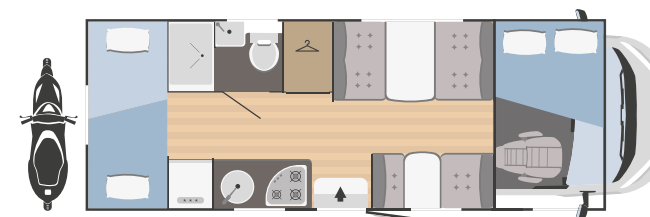
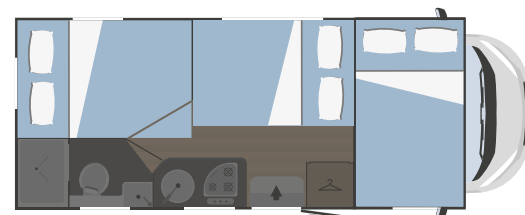
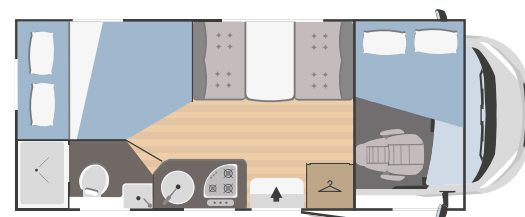
*+1 extra bed

SEAL₃

6483x2340 mm







 6
  6
  2
 450 x 1000



SEAL₉

7303x2340 mm







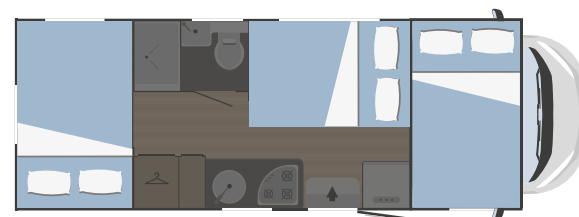
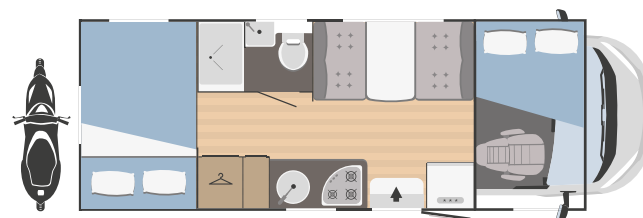
 7
  6+1
  2+1*
 1300 x 700

SEAL₅

7153x2340 mm



 6
  6
  2
 1280 x 850
 (1080 x 850 on request)



SEAL₅₀

7343x2340 mm







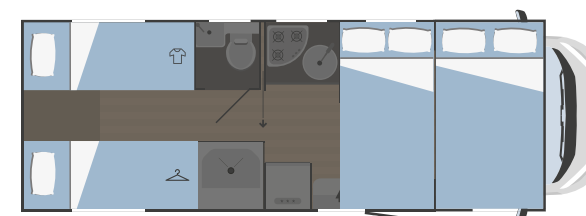
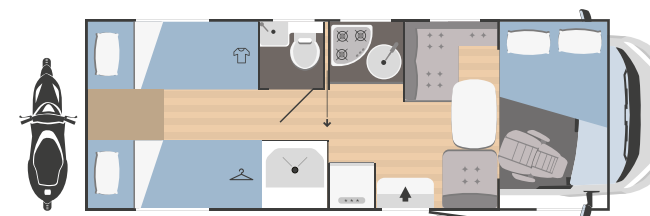
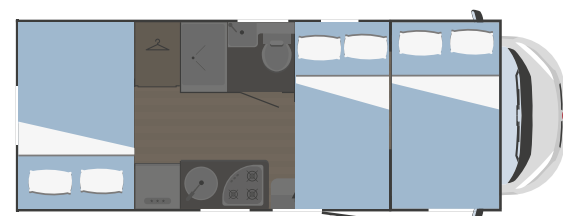
 6
  6
  0
 950 x 1350

SEAL₈

6838x2340 mm



 5
  6
  2
 1280 x 850
 (1080 x 850)



SEAL₆₉₅

7353x2340 mm



 5
  6
  2
 1050 x 750

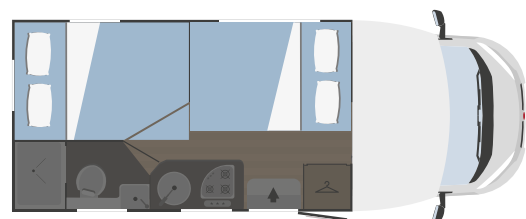
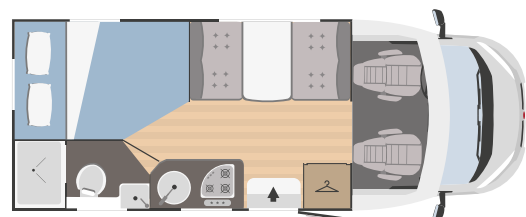
 certified seats
  berths
  assemblable berths
  garage (access door dimensions)
H (mm) x W (mm)

SEAL 12 P

6483x2340 mm




 6
  4
  2
 450 x 1000

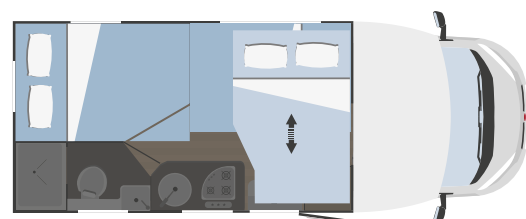
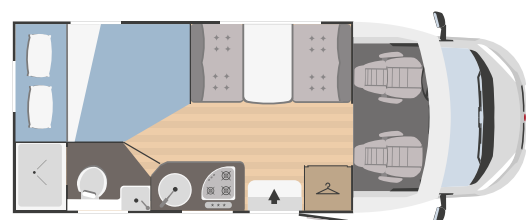


SEAL 12 PLUS

6483x2340 mm







 6
  6
  2
 450 x 1000

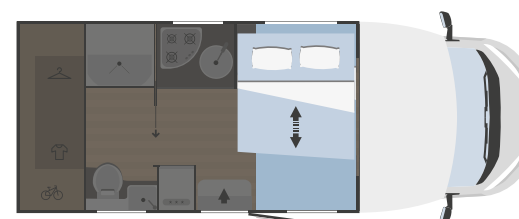
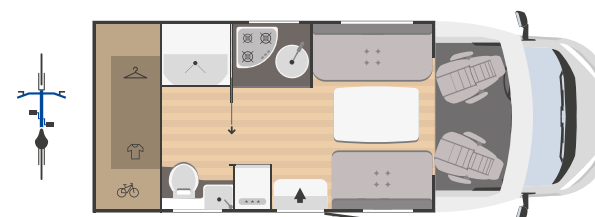
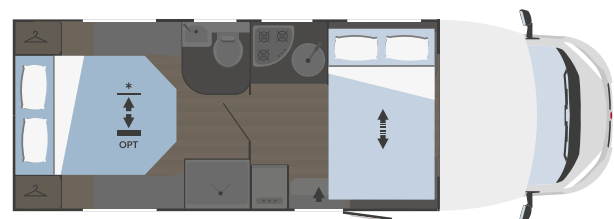
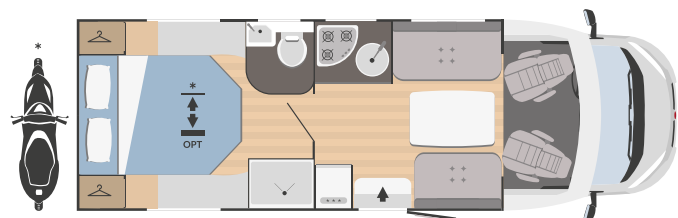


SEAL 66 PLUS

7443x2340 mm



 4
  4
  0
 750 x 770
 (1200 x 770 on request)

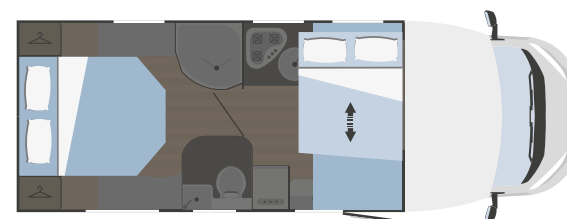
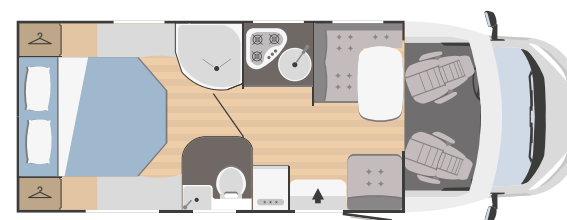


SEAL 67 PLUS

6450x2340 mm



 4
  4
  2
 1050 x 630

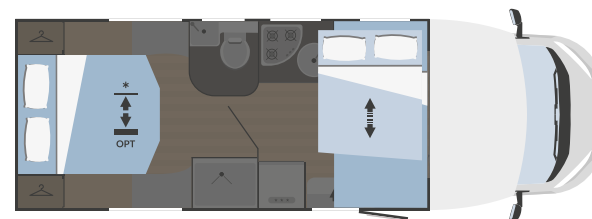
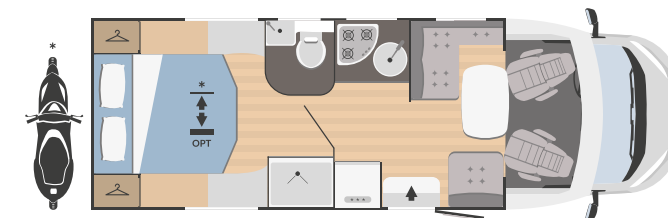


SEAL 68 PLUS

6973x2340 mm







 5
  5
  1
 750 x 750



SEAL 69 PLUS

7353x2340 mm



 5
  5
  1
 750 x 750
 (1200 x 750 on request)

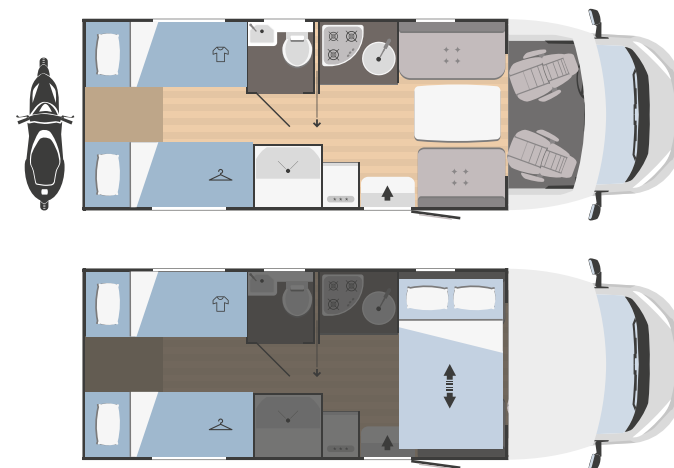
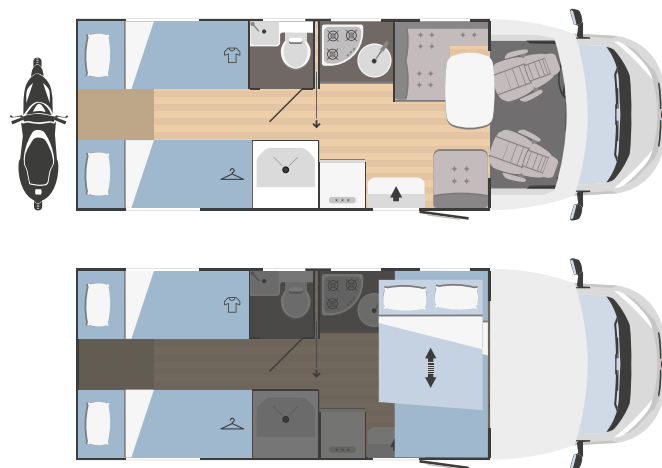
 certified seats
  berths
  assemblable berths
  garage (access door dimensions)
H (mm) x W (mm)

SEAL 95 PLUS

7353x2340 mm



 5
  5
  1
 1050 x 750



SEAL 99 PLUS

7443x2340 mm



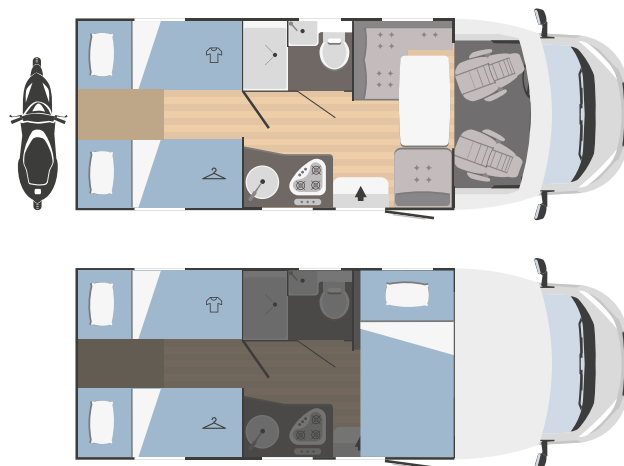
 4
  4
  0
 1050 x 750

SEAL 98 P

6868x2340 mm



 5
  3
  1
 1050 x 850

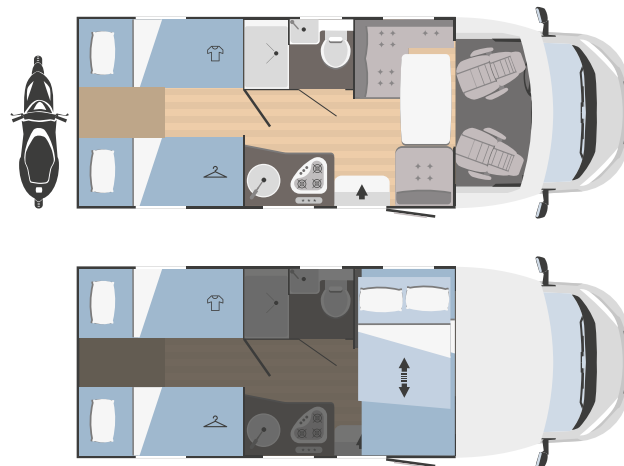


SEAL 98 PLUS

6868x2340 mm



 5
  5
  1
 1050 x 850



Give your *emotions*
room to breathe



EVO



The new generation of evolution

Drive toward change with the versatility of Evo

Evo is the most innovative expression of the Rimor tradition. Sporty lines, practical solutions and a modern design make Evo the ideal range for any destination. From the mountains to the sea, the countryside to the city, you will be able to appreciate the high-quality features and comfortable drive, not to mention all the customisation options.

There are two overcab versions under 7 metres – the surprising Evo Sound with 6 homologated seats and 7 beds, and the Evo 5 with the largest garage in its category. Then there is the unique-in-class Evo 77 Plus, with double dinette and double drop-down bed. The Evo 69 Plus has a central bed just like the one you've got at home, and the Evo 95 Plus has twin beds that convert into a spacious king-size.



Transverse bed
EVO 5

Bunk bed
EVO SOUND



Central bed
EVO 66 PLUS
EVO 69 PLUS


Two drop-down beds
EVO 77 PLUS

Twin beds
EVO 95 PLUS

Shift your enthusiasm into sixth gear

New generation, further evolution. Beginning with the new look of the interior, refined style and new design elements, such as the panelling of the kitchen and the shower cubicle. New innovations made to the living areas of Evo 69 Plus and 95 Plus and to the bathroom areas of Evo 66 Plus and 69 Plus give you maximum liveability. Even the exteriors have an extra gear, like the new door complete with ceiling light, which provides a convenient external light source, and the new LED rear lights.

- 1 More spacious living areas + 7 cm more space in the Evo 69 Plus and 95 Plus dinettes
- 2 New bathroom structure + 10 cm more clearance in the Evo 66 Plus and 69 Plus sleeping areas
- 3 New ergonomic seating with adjustable headrests
- 4 New kitchen sink with lid and folding mixer tap
- 5 Slim 141 L fridge with automatic switch system as standard
- 6 Storage system with elastic straps which adapt to all your storage needs
- 7 New adjustable spotlights





8



9



10



11



12



13

- 8 New floor with tile design
- 9 New door with outdoor LED ceiling light as standard
- 10 New LED light guide rear lights
- 11 Isofix attachment points (optional)
- 12 Openable skyview (optional)
- 13 Exclusive layout with double dinette and double drop-down bed

Other features: front drop-down bed as standard on all low-profile models, Combi Gas heating with CP Plus digital control unit as standard, curved doors with damper hinges, framed bathroom door, ceiling lining with a new type of fibreglass, overcab bed with pneumatic slatted bases.



Living area

1 L-shaped dinette

2 double dinette

3 face-to-face dinette

4 front + rear dinette

Sleeping area

5 central bed

6 bunk beds

7 double drop-down beds

transverse bed

twin beds



Cuisine

1 long kitchen

2 compact kitchen

Salle de bain

3 single unit with shower alongside toilet

4 separate toilet and shower cubicle





5 toilet and shower cubicle + side-integrated washbasin

 certified seats
  berths
  assemblable berths
  garage (access door dimensions)
H (mm) x W (mm)

EVO 5

6970x2300 mm



 6
  6
  2
 1280 x 850
 (1080 x 850 on request)



EVO SOUND

6970x2300 mm







 6
  7
  3
 950 x 1350

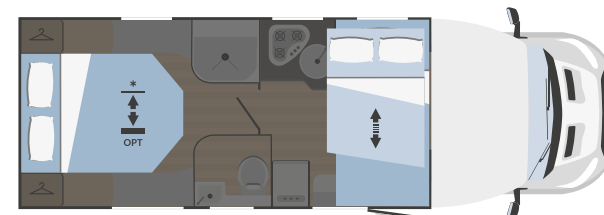
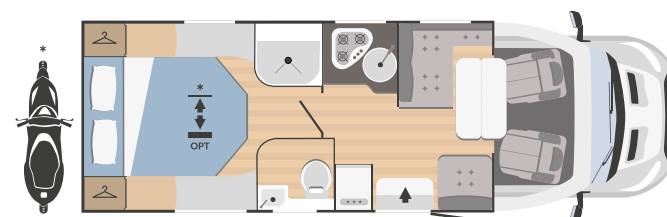
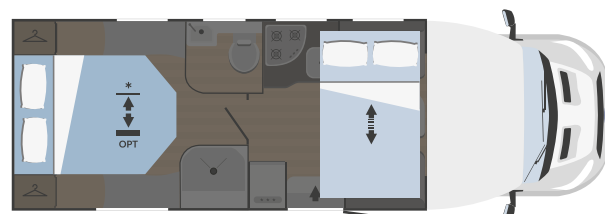
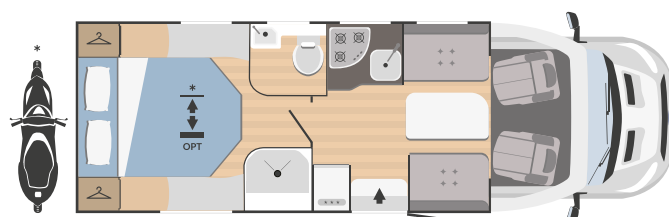


EVO 66 PLUS

7338x2300 mm







 4
  4
  0
 750 x 850
 (1150 x 850 on request)

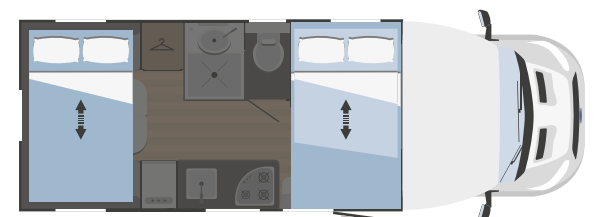
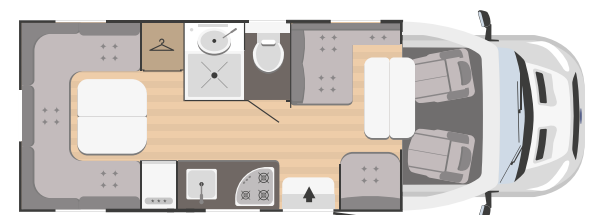


EVO 69 PLUS

7308x2300 mm




 5
  5
  1
 750 x 850
 (1150 x 850 on request)

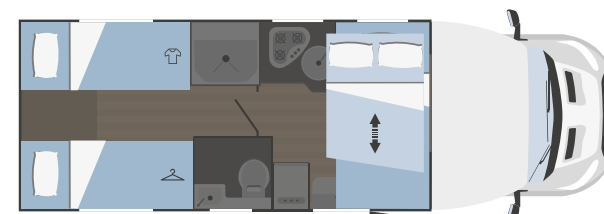
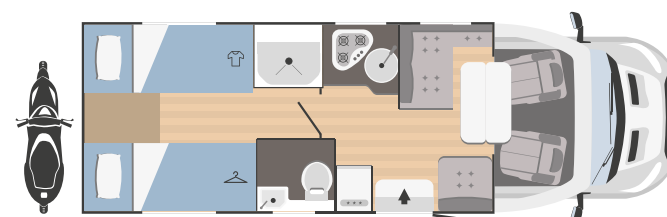


EVO 77 PLUS

6970x2300 mm



 5
  5
  1
 550 x 700



EVO 95 PLUS

7308x2300 mm



 5
  5
  1
 1050 x 850

**Feast your eyes on
your new *dream***



SUPER BRIG

Set sail for new adventures

Nautical style, Italian passion

Super Brig is Rimor's highest expression of luxury on the road. Enjoy the luxury feeling of the flagship beloved by its founder, Luano Niccolai, available in low profile and overcab versions.

Top-of-the-range equipment, refined materials and spacious living areas are just some of the features that will surprise you. Super Brig is the vehicle without compromises dedicated to true enthusiasts.



Transverse bed
SUPER BRIG 687 TC

Twin beds
SUPER BRIG 695 TC

Rear suite bed
SUPER BRIG SUITE



Central bed
SUPER BRIG 69 PLUS

Transverse bed
SUPER BRIG 87 PLUS




Twin beds
SUPER BRIG 95 PLUS

Come aboard your own suite

Book your first-class seat with Super Brig. Live your open air experience to the fullest without having to sacrifice anything. Start by choosing from a range of bedding options, all of which are designed to make sure your rest is as comfortable as possible: double, transverse, suite and twin beds that can convert to king size. All Plus models also have a comfortable front drop-down bed as standard. The equipment is also top of the range: 153 L refrigerator column and pull-out mixer tap for the kitchen sink, deluxe upholstery and an XL panoramic porthole that can be opened for the overcab. The Suite model, much-loved for its comfortable double dinettes, adds a new combined oven with grill and hob to its already spacious kitchen.

- 1 **Cleverly-designed kitchen** with integrated double-level drawer
- 2 **New combi-oven with grill and hob** on Suite model
- 3 **Pull-out kitchen sink mixer tap**
- 4 **3-burner cooker hob**
- 5 **153 L refrigerator column which can be** opened from both sides
- 6 **Twin beds with pneumatic slatted bases and storage compartments** on 95 Plus and 695 models
- 7 **Bright overcab with deluxe lining**
- 8 **Practical sliding blind** with integrated fly-screen
- 9 **Isofix attachment points** (optional)

Other features: front drop-down bed as standard on all low-profile models, Combi Gas heating with CP Plus digital control unit as standard, curved cabinets with damper hinges, improved interior height underneath the drop-down bed (192 cm), overcab bed with pneumatic slatted bases.





Living area

1 L-shaped dinette

2 double dinette

Sleeping area

3 central bed

4 twin beds

5 transverse bed

6 rear suite bed



1



3



4

Cuisine

1 compact kitchen

2 long kitchen



2

Salle de bain





3 single unit with shower alongside toilet

4 separate toilet and shower cubicle

SUPER BRIG 687 TC

7173x2340 mm







 4
  4
  0
 1280 x 850
 (1080 x 850 on request)

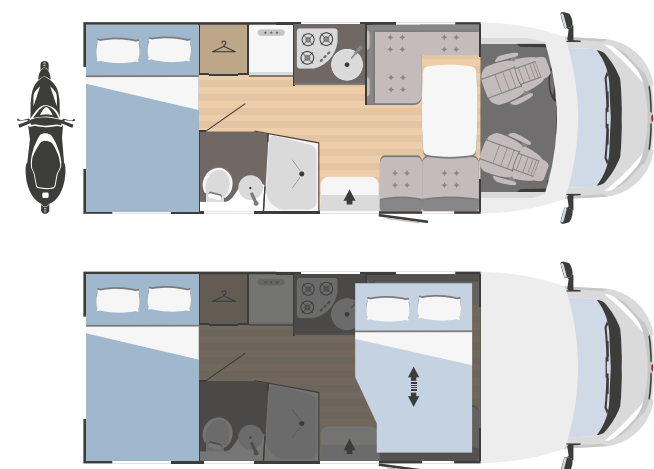


SUPER BRIG 69 PLUS

7373x2340 mm



 4
  4
  0
 750 x 850
 (1280 x 850 on request)

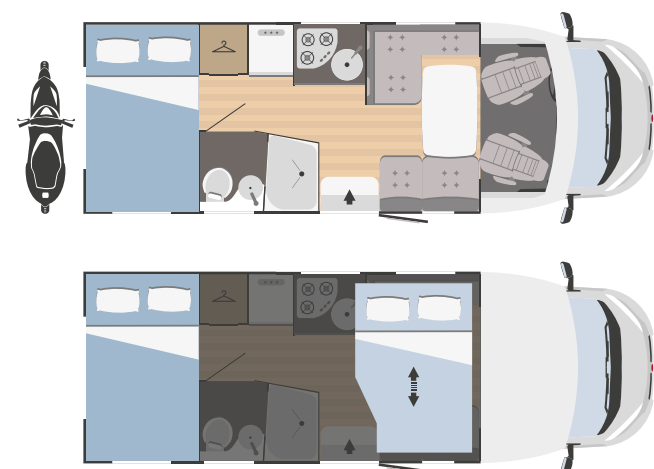
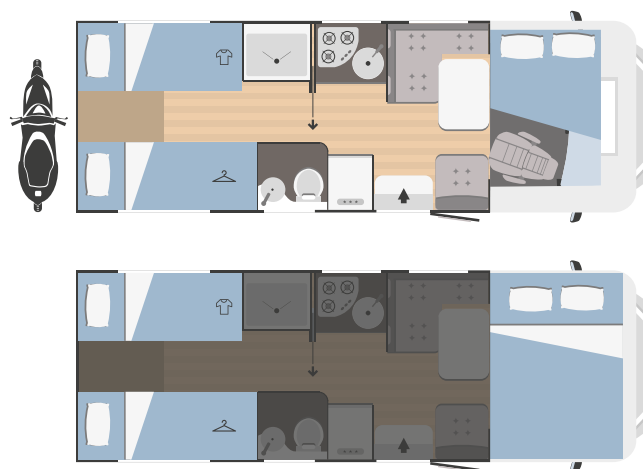


SUPER BRIG 695 TC

7373x2340 mm







 4
  4
  0
 1150 x 850

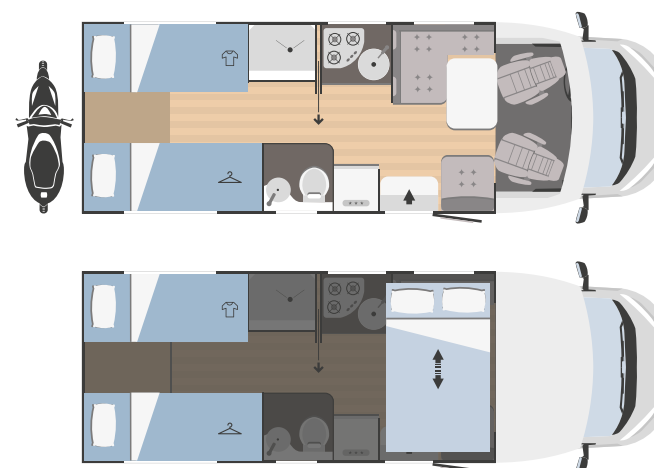


SUPER BRIG 87 PLUS

7173x2340 mm




 4
  4
  0
 1280 x 850
 (1080 x 850 on request)

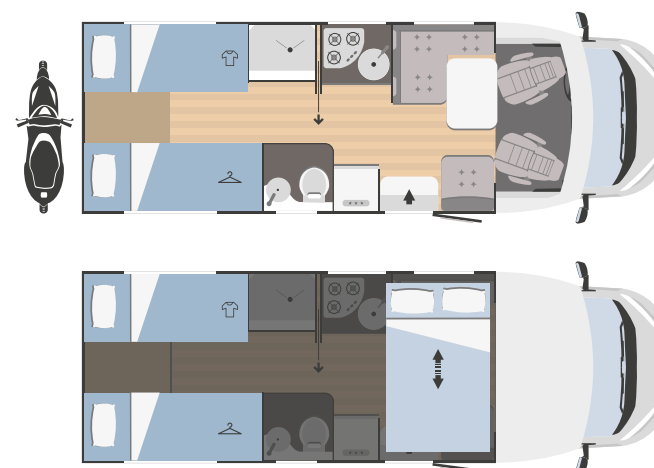
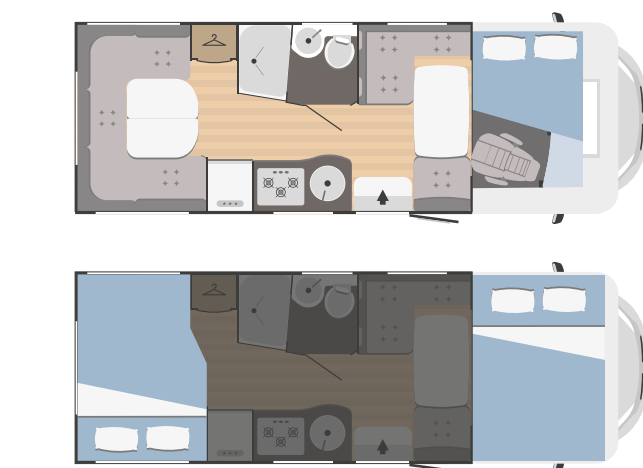


SUPER BRIG SUITE

7173x2340 mm



 4
  4
  2
 550 x 700

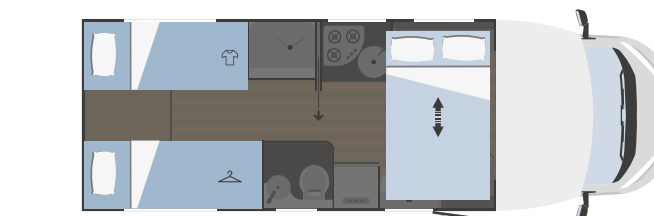


SUPER BRIG 95 PLUS

7373x2340 mm



 4
  4
  0
 1150 x 850



***Master* the art of
going beyond**



Mechanical units

Safety and reliability in the driving seat

Fiat Ducato X250



As standard:

- Comfort Plus "Captain Chair" seats: built-in headrests, an even broader back and two armrests with height and incline adjustment
- Cruise control
- Double Airbag
- Central locking
- Radio predisposition and speakers
- Electric windows
- Electric rear-view mirrors
- ABS (anti-block braking system)
- Side mirror-integrated DAB antenna, standard

Ford Transit




As standard:


- Driving seat armrests
- On-board computer
- Cruise control
- Double airbag
- Central locking
- Electric windows
- Electric rear-view mirrors
- ABS (anti-lock braking system)
- Hill-start assist
- USB/MP3/BLUETOOTH radio with steering wheel mounted controls

Fabrics

Seal




Noisette
(standard)




Cerise
(optional)

Evo




Noix
(standard)




Myrtille
(optional)


Super Brig



Vanille
(standard)



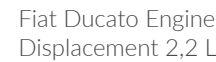
Pistache
(optional)



Champagne
(eco-leather optional)

The technical data and vehicle characteristics, as set forth in this catalogue, are purely indicative in nature. The manufacturer and distributor cannot be held liable in the event of changes made for any reason during the season.

SEAL




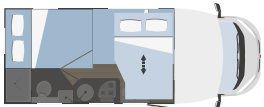

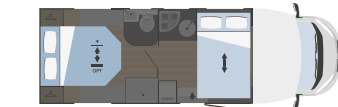

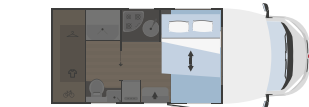
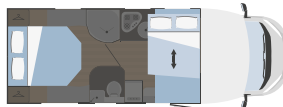









*the Fiat Ducato 103 kW - 140 CV and 118 kW - 160 CV engine is available on request

SEAL



MECHANICAL UNIT
Engine
Wheelbase (mm)
Displacement (L)
Maximum power (kW-HP)
Radio MP3
DIMENSIONS AND WEIGHTS
Outside length (mm)
Outside width - inside width (mm)
Maximum outside height - inside height (mm)
Thickness of floor - walls - roof (mm)
Certified seats
Maximum overall weight (kg)
BEDS
Berths
Assemblable berths**
Overcab double bed
Centre dinette single bed
Centre dinette double bed
Front drop-down bed
Rear single bed
Rear double bed
Bunk bed
Rear drop-down double bed
TANKS
Drinking water (inside)
Waste water tank
Antifreeze tank
EQUIPMENT
Cabin swivel seats
Panoramic porthole living area
Openable panoramic porthole low-profile models front pod
Gas heater
Water heater
Gas bottle locker
Fridge
Extractor hood
Nr. burners hob
Oven
Garage (access door dimensions) H (mm) x W (mm)
Entrance door with fly screen
TV-holder
Roof rack with ladder
Service battery
Cabin seat covers
Parking feet
Bicycle rack
Alarm system
Outside entrance door lamp
Tow bar

SEAL 12 P	SEAL 12 Plus	SEAL 66 Plus	SEAL 67 Plus	SEAL 68 Plus	SEAL 69 Plus
 	 	 	 	 	 
					
Fiat Ducato	Fiat Ducato	Fiat Ducato	Fiat Ducato	Fiat Ducato	Fiat Ducato
3800	3800	4035	4035	3800	4035
2,2	2,2	2,2	2,2	2,2	2,2
88 - 120*	88 - 120*	88 - 120*	88 - 120*	88 - 120*	88 - 120*
on request	on request	on request	on request	on request	on request
6483	6483	7443	6450	6973	7353
2340 - 2200	2340 - 2200	2340 - 2200	2340 - 2200	2340 - 2200	2340 - 2200
2940 - 2075	2940 - 2075	2940 - 2075	2940 - 2075	2940 - 2075	2940 - 2075
56 - 30 - 30	56 - 30 - 30	56 - 30 - 30	56 - 30 - 30	56 - 30 - 30	56 - 30 - 30
6	6	4	4	5	5
3500	3500	3500	3500	3500	3500
4	6	4	4	5	5
2	2	-	2	1	1
-	-	-	-	-	-
-	-	-	-	1050 x 2200**	1100 x 2200**
1240 x 1880**	1240 x 1880**	-	1400 x 2200**	-	-
-	1380 x 2000	1220 x 2000	1370 x 2000	1220 x 2000	1220 x 2000
-	-	-	-	-	-
1385 x 2056	1385 x 2056	1400 x 1900	-	1400 x 1880	1400 x 1900
-	-	-	-	-	-
-	-	on request	-	-	on request
20 + 65 l.	20 + 65 l.	20 + 60 l.	20 + 60 l.	20 + 65 l.	20 + 65 l.
100 l.	100 l.	100 l.	100 l.	100 l.	100 l.
on request	on request	on request	on request	on request	on request
-	-	✓	✓	✓	✓
on request	on request	-	-	-	-
on request	on request	on request	on request	on request	on request
Combi C4	Combi C4	Combi C4	Combi C4	Combi C4	Combi C4
Combi C4	Combi C4	Combi C4	Combi C4	Combi C4	Combi C4
(1+1) x 11:13 kg	(1+1) x 11:13 kg	(1+1) x 11:13 kg	(1+1) x 11:13 kg	(1+1) x 11:13 kg	(1+1) x 11:13 kg
89 l.	89 l.	141 l.	141 l.	89 l.	89 l.
on request	on request	on request	on request	on request	on request
3	3	3	3	3	3
-	-	on request	on request	on request	on request
450 x 1000	450 x 1000	750 x 770 (1200 x 770 on request)	1050 x 630	750 x 750	750 x 750 (1200 x 750 on request)
on request	on request	on request	on request	on request	on request
on request	on request	on request	on request	on request	on request
on request	on request	on request	on request	on request	on request
on request	on request	on request	on request	on request	on request
on request	on request	on request	on request	on request	on request
on request	on request	on request	on request	on request	on request
on request	on request	on request	on request	on request	on request
on request	on request	on request	on request	on request	on request
✓	✓	✓	✓	✓	✓
-	-	-	-	-	-

56 | SEAL TECHNICAL DATA

Technical data

SEAL

Fiat Ducato Engine
Displacement 2,2 L



	SEAL 95 Plus	SEAL 98 P	SEAL 98 Plus	SEAL 99 Plus
MECHANICAL UNIT				
Engine	Fiat Ducato	Fiat Ducato	Fiat Ducato	Fiat Ducato
Wheelbase (mm)	4035	3800	3800	4035
Displacement (L)	2,2	2,2	2,2	2,2
Maximum power (kW-HP)	88 - 120*	88 - 120*	88 - 120*	88 - 120*
Radio MP3	on request	on request	on request	on request
DIMENSIONS AND WEIGHTS				
Outside length (mm)	7353	6868	6868	7443
Outside width - inside width (mm)	2340 - 2200	2340 - 2200	2340 - 2200	2340 - 2200
Maximum outside height - inside height (mm)	2940 - 2075	2940 - 2075	2940 - 2075	2940 - 2075
Thickness of floor - walls - roof (mm)	56 - 30 - 30	56 - 30 - 30	56 - 30 - 30	56 - 30 - 30
Certified seats	5	5	5	4
Maximum overall weight (kg)	3500	3500	3500	3500
BEDS				
Berths	5	3	5	4
Assemblable berths**	1	1	1	-
Overcab double bed	-	-	-	-
Centre dinette single bed	1100 x 2200**	1170 x 2200**	1170 x 2200**	-
Centre dinette double bed	-	-	-	-
Front drop-down bed	1220 x 2000	-	1300 x 2000	1220 x 2000
Rear single bed	nr.1: 810 x 1975 - nr.1: 750 x 2040	nr.2: 750 x 1933	nr.2: 750 x 1933	nr.1: 810 x 1914 - nr.1: 750 x 1986
Rear double bed	with extension: 1840 x 2200	with extension: 1500 x 2200	with extension: 1500 x 2200	with extension: 1840 x 2200
Bunk bed	-	-	-	-
Rear drop-down double bed	-	-	-	-
TANKS				
Drinking water (inside)	20 + 65 l.	20 + 65 l.	20 + 65 l.	20 + 60 l.
Waste water tank	100 l.	100 l.	100 l.	100 l.
Antifreeze tank	on request	on request	on request	on request
EQUIPMENT				
Cabin swivel seats	✓	✓	✓	✓
Panoramic porthole living area	-	-	-	-
Openable panoramic porthole low-profile models front pod	on request	on request	on request	on request
Gas heater	Combi C4	Combi C4	Combi C4	Combi C4
Water heater	Combi C4	Combi C4	Combi C4	Combi C4
Gas bottle locker	(1+1) x 11:13 kg	(1+1) x 11:13 kg	(1+1) x 11:13 kg	(1+1) x 11:13 kg
Fridge	89 l.	89 l.	89 l.	141 l.
Extractor hood	on request	on request	on request	on request
Nr. burners hob	3	3	3	3
Oven	on request	-	-	on request
Garage (access door dimensions) H (mm) x W (mm)	1050 x 750	1050 x 850	1050 x 850	1050 x 750
Entrance door with fly screen	on request	on request	on request	on request
TV-holder	on request	on request	on request	on request
Roof rack with ladder	on request	on request	on request	on request
Service battery	on request	on request	on request	on request
Cabin seat covers	on request	on request	on request	on request
Parking feet	on request	on request	on request	on request
Bicycle rack	on request	on request	on request	on request
Alarm system	on request	on request	on request	on request
Outside entrance door lamp	✓	✓	✓	✓
Tow bar	-	-	-	-

*the Fiat Ducato 103 kW - 140 CV and 118 kW - 160 CV engine is available on request

Technical data

Evo

Ford Transit Engine
Displacement 2,0 L



MECHANICAL UNIT	
Engine	Ford Transit
Wheelbase (mm)	3750
Displacement (L)	2,0
Maximum power (kW-HP)	96 - 130*
Radio MP3	✓
DIMENSIONS AND WEIGHTS	
Outside length (mm)	6970
Outside width - inside width (mm)	2300 - 2200
Maximum outside height - inside height (mm)	3040 - 2060
Thickness of floor - walls - roof (mm)	56 - 30 - 30
Certified seats	6
Maximum overall weight (kg)	3500
BEDS	
Berths	6
Assemblable berths**	2
Overcab double bed	1430 x 2200
Centre dinette single bed	-
Centre dinette double bed	1290 x 1890**
Double bed rear sitting area	-
Front drop-down bed	-
Rear drop-down bed	-
Rear single bed	-
Rear double bed	1300 x 2200
Bunk bed	-
Rear drop-down double bed	on request
TANKS	
Drinking water (inside)	20 + 65 l.
Waste water tank	120 l.
Antifreeze tank	on request
EQUIPMENT	
Cabin swivel seats	✓
Panoramic porthole living area	on request
Openable panoramic porthole low-profile models front pod	-
Gas heater	Combi C4
Water heater	Combi C4
Gas bottle locker	(1+1) x 11:13 kg
Fridge	141 l.
Extractor hood	on request
Nr. burners hob	3
Oven	on request
Garage (access door dimensions) H (mm) x W (mm)	1280 x 850 (1080 x 850 on request)
Entrance door with fly screen	on request
TV-holder	on request
Roof rack with ladder	on request
Service battery	on request
Cabin seat covers	on request
Parking feet	on request
Bicycle rack	on request
Alarm system	on request
Outside entrance door lamp	✓
Tow bar	-

EVO 5

662**

EVO SOUND

673**

EVO 66 Plus

440**

EVO 69 Plus

551**

EVO 77 Plus

551**

EVO 95 Plus

551**

Ford Transit	
3954	3750
2,0	2,0
96 - 130*	96 - 130*
✓	✓
Ford Transit	
7338	7308
2300 - 2200	2300 - 2200
2845 - 2060	2845 - 2060
56 - 30 - 30	56 - 30 - 30
4	5
3500	3500
Ford Transit	
4	5
-	1
-	-
-	1040 x 2200**
-	-
-	on request (1400 x 2200)
1215 x 2000	1215 x 2000
-	1215 x 2000
-	-
1400 x 1900	1400 x 1900
-	-
on request	on request
Ford Transit	
20 + 59 l.	20 + 65 l.
120 l.	120 l.
on request	on request
Ford Transit	
✓	✓
-	-
on request	on request
Combi C4	Combi C4
Combi C4	Combi C4
(1+1) x 11:13 kg	(1+1) x 11:13 kg
141 l.	141 l.
on request	on request
3	3
on request	on request
750 x 850 (1150 x 850 on request)	750 x 850 (1150 x 850 on request)
on request	on request
on request	on request
on request	on request
on request	on request
on request	on request
on request	on request
on request	on request
on request	on request
on request	on request
✓	✓
-	-

Ford Transit	
3954	3750
2,0	2,0
96 - 130*	96 - 130*
✓	✓
Ford Transit	
7308	6970
2300 - 2200	2300 - 2200
2845 - 2060	2845 - 2060
56 - 30 - 30	56 - 30 - 30
5	5
3500	3500
Ford Transit	
5	5
1	1
-	-
750 x 2200**	1040 x 2200**
-	-
on request (1400 x 2200)	-
1215 x 2000	1215 x 2000
1215 x 2000	-
-	nr.1: 800 x 2025 - nr.1: 800 x 2100
-	with extension: 1400 x 2200
-	-
-	-
Ford Transit	
20 + 65 l.	20 + 65 l.
120 l.	120 l.
on request	on request
Ford Transit	
✓	✓
-	-
on request	on request
Combi C4	Combi C4
Combi C4	Combi C4
(1+1) x 11:13 kg	(1+1) x 11:13 kg
141 l.	141 l.
on request	on request
3	3
on request	on request
550 x 700	1050 x 850
on request	on request
on request	on request
on request	on request
on request	on request
on request	on request
on request	on request
on request	on request
✓	✓
-	-

*the Ford Transit 125 kW - 170 CV engine is available on request

Technical data

SUPER BRIG

Fiat Ducato Engine
Displacement 2,2 L



	SUPER BRIG 687 TC	SUPER BRIG 695 TC	SUPER BRIG SUITE	SUPER BRIG 69 Plus	SUPER BRIG 87 Plus	SUPER BRIG 95 Plus
	 4 4 0**	 4 4 0**	 4 4 2**	 4 4 0**	 4 4 0**	 4 4 0**
MECHANICAL UNIT						
Engine	Fiat Ducato	Fiat Ducato	Fiat Ducato	Fiat Ducato	Fiat Ducato	Fiat Ducato
Wheelbase (mm)	3800	4035	4035	4035	3800	4035
Displacement (L)	2,2	2,2	2,2	2,2	2,2	2,2
Maximum power (kW-HP)	88 - 120*	88 - 120*	88 - 120*	88 - 120*	88 - 120*	88 - 120*
Radio MP3	on request	on request	on request	on request	on request	on request
DIMENSIONS AND WEIGHTS						
Outside length (mm)	7173	7373	7173	7373	7173	7373
Outside width - inside width (mm)	2340 - 2200	2340 - 2200	2340 - 2200	2340 - 2200	2340 - 2200	2340 - 2200
Maximum outside height - inside height (mm)	3080 - 1995	3080 - 1995	3080 - 1995	2900 - 2040	2900 - 2040	2900 - 2040
Thickness of floor - walls - roof (mm)	56 - 30 - 30	56 - 30 - 30	56 - 30 - 30	56 - 30 - 30	56 - 30 - 30	56 - 30 - 30
Certified seats	4	4	4	4	4	4
Maximum overall weight (kg)	3500	3500	3500	3500	3500	3500
BEDS						
Berths	4	4	4	4	4	4
Assemblable berths**	-	-	2	-	-	-
Overcab double bed	1400 x 2110	1400 x 2110	1400 x 2110	-	-	-
Double bed rear sitting area	-	-	1525 x 2200**	-	-	-
Front drop-down bed	-	-	-	1215 x 2000	1380 x 2000	1215 x 2000
Rear single bed	-	nr.1: 800 x 1935 - nr.1: 800 x 2100	-	-	-	nr.1: 800 x 1935 - nr.1: 800 x 2100
Rear double bed	1320 x 2200	with extension: 1400 x 2200	-	1360 x 1880	1320 x 2200	with extension: 1400 x 2200
Rear drop-down double bed	on request	-	-	on request	on request	-
TANKS						
Drinking water (inside)	20 + 65 l.	20 + 65 l.	20 + 65 l.	20 + 65 l.	20 + 65 l.	20 + 65 l.
Waste water tank	100 l.	100 l.	100 l.	100 l.	100 l.	100 l.
Antifreeze tank	✓	✓	✓	✓	✓	✓
EQUIPMENT						
Cabin swivel seats	✓	✓	✓	✓	✓	✓
Panoramic porthole living area	✓	✓	✓	-	-	-
Fixed panoramic porthole low-profile models front pod	✓	✓	✓	✓	✓	✓
Gas heater	Combi C6	Combi C6	Combi C6	Combi C6	Combi C6	Combi C6
Water heater	Combi C6	Combi C6	Combi C6	Combi C6	Combi C6	Combi C6
Gas bottle locker	(1+1) x 11:13 kg	(1+1) x 11:13 kg	(1+1) x 11:13 kg	(1+1) x 11:13 kg	(1+1) x 11:13 kg	(1+1) x 11:13 kg
Fridge	153 l.	153 l.	153 l.	153 l.	153 l.	153 l.
Extractor hood	✓	✓	✓	✓	✓	✓
Nr. burners hob	3	3	3	3	3	3
Oven	on request	on request	✓	on request	on request	on request
Entrance door with fly screen	✓	✓	✓	✓	✓	✓
TV-holder	✓	✓	✓	✓	✓	✓
Cabin seat covers	✓	✓	✓	✓	✓	✓
Parking feet	✓	✓	✓	✓	✓	✓
Outside entrance door lamp	✓	✓	✓	✓	✓	✓
Garage (access door dimensions) H (mm) x W (mm)	1280 x 850 (1080 x 850 on request)	1150 x 850	550 x 700	750 x 850 (1280 x 850 on request)	1280 x 850 (1080 x 850 on request)	1150 x 850
Roof rack with ladder	on request	on request	on request	on request	on request	on request
Service battery	on request	on request	on request	on request	on request	on request
Bicycle rack	on request	on request	on request	on request	on request	on request
Alarm system	on request	on request	on request	on request	on request	on request
Tow bar	-	-	-	-	-	-

*the Fiat Ducato 103 kW - 140 CV and 118 kW - 160 CV engine is available on request



World sweet home

Continue your trip with Rimor online. Follow all our activities on our blog, Facebook and Instagram. Share all your adventures with us on social media with #Rimor



www.rimor.it

The technical data and vehicle characteristics, as set forth in this catalogue, are purely indicative in nature. The manufacturer and distributor cannot be held liable in the event of changes made for any reason during the season.

www.rimor.it

Luano Camp S.r.l.





#TworzymyNoweWspomnienia
#WeCreateNewMemories
#WirSchaffenNeueErinnerungen

c4r@car4rest.com

+48.789.365.643

www.car4rest.com

